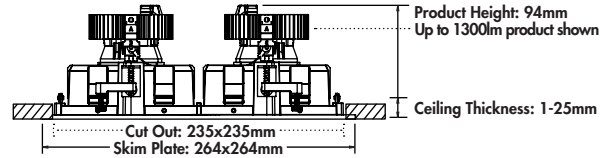


# Trimless Cube 4

Gyro Series



- Precision diecast aluminium construction.
- alphaLED fast fix mechanism.
- For use in ceilings up to up to 25mm deep.
- +/- 30° Gimbal Tilt.
- Plaster in frame for seamless look.
- A wide choice of:
  - Lumen Outputs
  - Colour Temperature
  - Beam Angles
  - Colour Fidelity Options
  - Accessories



## Product Options

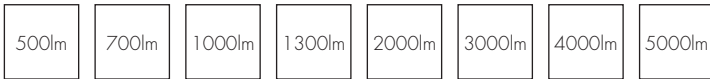
### Light Source



XTM

XOB

### Output



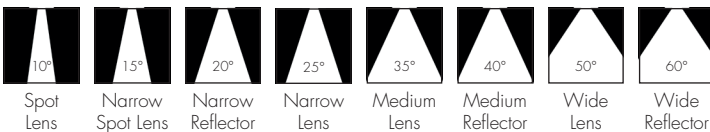
### Colour Temperature



### Colour Fidelity



### Beam Angle



### Bezel Colour



Trimless

### Inner Bezel Colour



White Black

### Accessories



Honeycomb Louvre Clear Glass Lens Softening Glass Lens Spreader Lens Snoot

## Product Builder

	Availability	XTM	XOB
<b>Light Source</b>			
(XT)	XTM	○	-
(XO)	XOB	-	○
<b>Lumen Output</b>			
(05)	500lm	○	○
(07)	700lm	○	○
(10)	1000lm	○	○
(13)	1300lm	○	○
(20)	2000lm	○	○
(30)	3000lm	○	○
<b>Colour Temperature</b>			
(22)	2200k	○	-
(27)	2700k	○	○
(30)	3000k	○	○
(35)	3500k	○	-
(40)	4000k	○	○
(56)	5600k	○	-
<b>Colour Fidelity</b>			
(80)	CRI 80+	○	-
(98)	CRI 98	○	-
(V8)	Vibrancy 80	○	-
(V9)	Vibrancy 98	○	-
(90)	Designer Series 90	○	○
(BT)	Beauty Series	○	-
<b>Beam Angle</b>			
(SL)	Spot Lens 10°	-	○
(2L)	Narrow Spot Lens 15°	○	-
(NR)	Narrow Reflector 20°	○	-
(NL)	Narrow Lens 25°	○	○
(ML)	Medium Lens 35°	○	○
(MR)	Medium Reflector 40°	○	○
(WL)	Wide Lens 50°	○	○
(WR)	Wide Reflector 60°	○	○
<b>Colour</b>			
(X)	Trimless	○	○
<b>Inner Bezel Colour</b>			
(WI)	White	○	○
(BI)	Black	○	○
<b>Control</b>			
/DD	DALI		
/DP	DALI Pro		
/DA	1-10v		
/AP	0.1-10v		
/PH	Phase		
/BX	BLE Xicato		
/BC	BLE Casambi		
<b>Accessories</b>			
/HL	Honeycomb Louvre		
/CG	Clear Glass		
/SL	Softening Lens		
/RG	Spread Lens		
/SN	Snoot		
<b>Emergency</b>			
/M3	3 hour Maintained		
/ST	Self Test		
/DE	DALI Emergency		



# Trimless Cube 4 - XOB

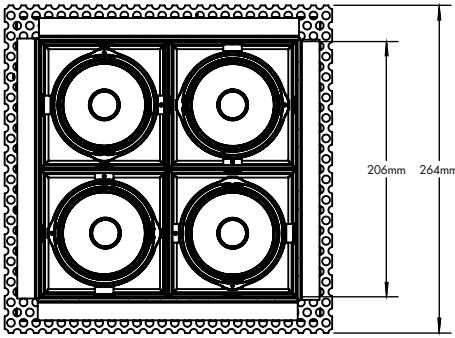
Colour Fidelity		Designer Series CRI90						
		500lm	700lm	1000lm	1300lm	2000lm	3000lm	4000lm
<b>Lumen Output</b>								
<b>Colour Temperature</b>								
2700k	(27)	●	●	○	○	⊙	○	○
3000k	(30)	●	●	○	○	⊙	○	○
4000k	(40)	●	●	○	○	⊙	○	○
<b>Beam Angle</b>								
Spot Lens 10°	(SL)	●	●	○	○	-	-	-
Narrow Spot Lens 15°	(2L)	●	●	○	○	-	-	-
Narrow Lens 25°	(NL)	●	●	○	○	-	-	-
Medium Lens 35°	(ML)	●	●	○	○	⊙	-	-
Medium Reflector 45°	(MR)	●	●	○	○	⊙	○	-
Wide Lens 55°	(WL)	●	●	○	○	⊙	-	-
Wide Reflector 60°	(WR)	●	●	○	○	⊙	○	-
<b>Bezel Colour</b>								
Trimless	(X)	●	●	○	○	⊙	○	-
<b>Inner Bezel Colour</b>								
White	(WI)	●	●	○	○	⊙	○	-
Black	(BI)	●	●	○	○	⊙	○	-
<b>Control</b>								
Standard		●	●	○	○	⊙	○	-
DAII	/DD	●	●	○	○	⊙	○	-
DAII Pro	/DP	●	●	○	○	⊙	○	-
1-10v	/DA	●	●	○	○	⊙	○	-
0.1-10v	/AP	●	●	○	○	⊙	○	-
Phase	/PH	-	●	○	○	⊙	○	-
Bluetooth Casambi	/BC	-	●	○	○	⊙	○	-
Bluetooth Xicato	/BX	-	●	○	○	⊙	○	-
<b>Emergency</b>								
3hrs Maintained	/M3	●	●	○	○	⊙	○	-
Self Test	/ST	●	●	○	○	⊙	○	-
DAII Emergency	/DE	●	●	○	○	⊙	○	-
<b>Accessories</b>								
Honeycomb Louvre	/HL	●	●	○	○	⊙	○	-
Clear Glass Lens	/CG	●	●	○	○	⊙	○	-
Softening Lens	/SL	●	●	○	○	⊙	○	-
Spread Lens	/RS	●	●	○	○	⊙	○	-
Snoot	/SN	●	●	○	○	⊙	○	-

**Key**

- Available with all beam angles.
- Not available with Spot Lens 10° (SL)
- ⊙ Not available with Spot Lens 10° (SL) / Narrow Spot Lens 15° (2L) / Narrow Lens 25° (NL)
- Not available with Spot Lens 10° (SL) / Narrow Spot Lens 15° (2L) / Narrow Lens 25° (NL) / Medium Lens 35° (ML) / Wide Lens 55° (WL)
- Not available

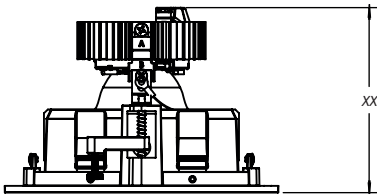
# Trimless Cube 4

## Dimensions



Ceiling cutout: 235mm x 235mm  
 Max ceiling thickness: 1 - 25mm

### XTM - Product Height



### Medium Lens 35° / Wide Lens 50°

	CRI80+ / Vibrancy 80	Designer Series CRI90	CRI98 / Vibrancy 98 / Beauty Series
500lm	94mm	94mm	94mm
700lm	94mm	94mm	94mm
1000lm	94mm	94mm	94mm
1300lm	94mm	94mm	94mm
2000lm	104mm	104mm	104mm

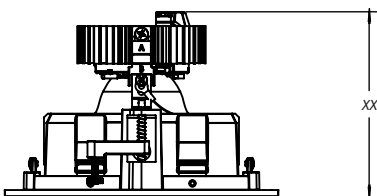
### Narrow Spot Lens 15° / Narrow Lens 25°

	CRI80+ / Vibrancy 80	Designer Series CRI90	CRI98 / Vibrancy 98 / Beauty Series
500lm	94mm	94mm	94mm
700lm	94mm	94mm	94mm
1000lm	94mm	104mm	104mm
1300lm	104mm	104mm	-

### Narrow Reflector 20° / Medium Reflector 40° / Wide Reflector 60°

	CRI80+ / Vibrancy 80	Designer Series CRI90	CRI98 / Vibrancy 98 / Beauty Series
500lm	94mm	94mm	94mm
700lm	94mm	94mm	94mm
1000lm	94mm	94mm	94mm
1300lm	94mm	94mm	94mm
2000lm	104mm	104mm	104mm
3000lm	124mm	-	-

### XOB - Product Height



### Medium Lens 40° / Wide Lens 55°

	Designer Series CRI90
500lm	94mm
700lm	94mm
1000lm	94mm
1300lm	94mm
2000lm	104mm

### Spot Lens 10° / Narrow Spot Lens 15° / Narrow Lens 25°

	Designer Series CRI90
500lm	94mm
700lm	94mm
1000lm	94mm
1300lm	94mm

### Medium Reflector 45° / Wide Reflector 60°

	Designer Series CRI90
500lm	94mm
700lm	94mm
1000lm	94mm
1300lm	94mm
2000lm	104mm
3000lm	124mm

# Trimless Cube 4

## Circuit Wattage

### XTM - Total Circuit Wattage

#### Narrow Spot Lens 15° / Narrow Lens 25°

	CRI80+ / Vibrancy 80	Designer Series CRI90	CRI98 / Vibrancy 98 / Beauty Series
500lm	6.7W	6.7W	9.0W
700lm	9.0W	9.0W	12.9W
1000lm	12.9W	12.9W	18.4W
1300lm	18.4W	18.4W	-

#### Medium Lens 35° / Wide Lens 50°

	CRI80+ / Vibrancy 80	Designer Series CRI90	CRI98 / Vibrancy 98 / Beauty Series
500lm	4.4W	5.2W	5.6W
700lm	6.0W	6.8W	7.9W
1000lm	8.3W	9.6W	11.2W
1300lm	11.9W	13.6W	16.0W
2000lm	18.0W	20.1W	23.7W

#### Narrow Reflector 20° / Medium Reflector 40° / Wide Reflector 60°

	CRI80+ / Vibrancy 80	Designer Series CRI90	CRI98 / Vibrancy 98 / Beauty Series
500lm	4.4W	5.2W	5.6W
700lm	6.0W	6.8W	7.9W
1000lm	8.3W	9.6W	11.2W
1300lm	11.9W	13.6W	16.0W
2000lm	18.0W	20.1W	23.7W
3000lm	29.7W	-	-

### XOB - Total Circuit Wattage

#### Spot Lens 10°

	Designer Series CRI90
500lm	5.9W
700lm	7.6W

#### Narrow Spot Lens 15° / Narrow Lens 25°

	Designer Series CRI90
500lm	5.3W
700lm	7.1W
1000lm	9.8W
1300lm	11.8W

#### Medium Lens 40° / Wide Lens 55°

	Designer Series CRI90
500lm	5.3W
700lm	7.1W
1000lm	9.8W
1300lm	11.8W
2000lm	17.5W


#### Medium Reflector 45° / Wide Reflector 60°

	Designer Series CRI90
500lm	5.3W
700lm	7.1W
1000lm	9.8W
1300lm	11.8W
2000lm	17.5W
3000lm	25.9W

# Trimless Cube 4

## Paint Finish

### Bezel



Trimless

### Inner Bezel



White  
RAL 9010



Black  
RAL 9017