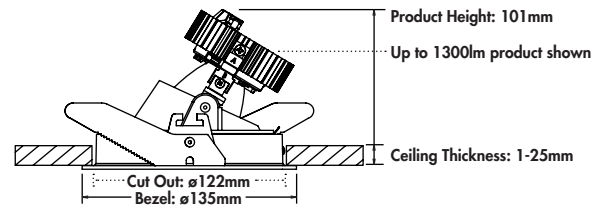




- Precision diecast aluminium construction.
- Saw blade fixing mechanism.
- For use in ceilings up to up to 25mm deep.
- 30° Tilt, 355° Rotation.
- A wide choice of:
 - Lumen Outputs
 - Colour Temperature
 - Beam Angles
 - Colour Fidelity Options
 - Accessories



Product Options

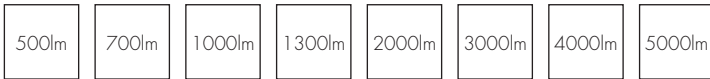
Light Source



XTM

XOB

Output



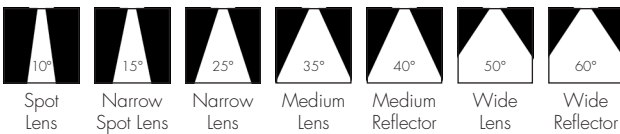
Colour Temperature




Colour Fidelity



Beam Angle



Bezel Colour



Accessories



Product Builder

		Availability	XTM	XOB
		Light Source		
(XT)		XTM	○	-
(XO)		XOB	-	○
		Lumen Output		
(05)		500lm	○	○
(07)		700lm	○	○
(10)		1000lm	○	○
(13)		1300lm	○	○
(20)		2000lm	○	○
(30)		3000lm	○	○
(40)		4000lm	○	○
(50)		5000lm	○	-
		Colour Temperature		
(22)		2200k	○	-
(27)		2700k	○	○
(30)		3000k	○	○
(35)		3500k	○	-
(40)		4000k	○	○
(56)		5600k	○	-
		Colour Fidelity		
(80)		CRI 80+	○	-
(98)		CRI 98	○	-
(V8)		Vibrancy 80	○	-
(V9)		Vibrancy 98	○	-
(90)		Designer Series 90	○	○
(BT)		Beauty Series	○	-
		Beam Angle		
(SL)		Spot Lens 10°	-	○
(2L)		Narrow Spot Lens 15°	○	○
(NL)		Narrow Lens 25°	○	○
(ML)		Medium Lens 35°	○	○
(MR)		Medium Reflector 40°	○	○
(WL)		Wide Lens 50°	○	○
(WR)		Wide Reflector 60°	○	○
		Colour		
(W)		White	○	○
(B)		Black	○	○
(N)		Satin Nickel	○	○
(P)		Custom Colour	○	○
W1		Control	Accessories	
/DD		DALI	/HL	Honeycomb Louvre
/DP		DALI Pro	/CG	Clear Glass
/DA		1-10v	/SL	Softening Lens
/AP		0.1-10v	/RG	Spreader Lens
/PH		Phase		
/BX		BLE Xicato		
/BC		BLE Casambi		
		Emergency		
/M3		3 hour Maintained	Key	
/ST		Self Test	Available	○
/DE		DALI Emergency	Not Available	-

Washer - XTM

Colour Fidelity		CRI80+ / Vibrancy 80 ¹								Designer Series CRI90								CRI98 / Vibrancy 98 ²								Beauty Series				
		500lm	700lm	1000lm	1300lm	2000lm	3000lm	4000lm	5000lm	500lm	700lm	1000lm	1300lm	2000lm	3000lm	4000lm	500lm	700lm	1000lm	1300lm	2000lm	3000lm	4000lm	500lm	700lm	1000lm	1300lm	2000lm		
Lumen Output																														
Colour Temperature																														
2200k	(22)	-	-	-	-	-	-	-	-	-	-	-	-	-	-	-	-	-	-	-	-	-	-	-	-	-	-	-		
2700k	(27)	●	●	●	●	⊙	○	○	○	●	●	●	●	○	○	○	●	●	●	⊙	⊙	○	○	⊙	⊙	⊙	⊙	⊙		
3000k	(30)	●	●	●	●	⊙	○	○	○	●	●	●	●	○	○	○	●	●	●	⊙	⊙	○	○	⊙	⊙	⊙	⊙	⊙		
3500k	(35)	●	●	●	●	⊙	○	○	○	●	●	●	●	○	○	○	●	●	●	⊙	⊙	○	○	⊙	⊙	⊙	⊙	⊙		
4000k	(40)	●	●	●	●	⊙	○	○	○	●	●	●	●	○	○	○	●	●	●	⊙	⊙	○	○	⊙	⊙	⊙	⊙	⊙		
5600k	(56)	-	-	-	-	-	-	-	-	-	-	-	-	-	-	-	-	-	-	-	-	-	-	-	-	-	-	-		
Beam Angle																														
Narrow Spot Lens 15°	(2L)	●	●	●	●	-	-	-	-	●	●	●	●	-	-	-	●	●	●	-	-	-	-	-	-	-	-	-		
Narrow Lens 25°	(NL)	●	●	●	●	-	-	-	-	●	●	●	●	-	-	-	●	●	●	-	-	-	-	-	-	-	-	-		
Medium Lens 35°	(ML)	●	●	●	●	⊙	-	-	-	●	●	●	●	○	-	-	●	●	●	⊙	⊙	-	-	⊙	⊙	⊙	⊙	⊙		
Medium Reflector 40°	(MR)	●	●	●	●	⊙	○	○	○	●	●	●	●	○	○	○	●	●	●	⊙	⊙	○	○	⊙	⊙	⊙	⊙	⊙		
Wide Lens 50°	(WL)	●	●	●	●	⊙	-	-	-	●	●	●	●	○	-	-	●	●	●	⊙	⊙	-	-	⊙	⊙	⊙	⊙	⊙		
Wide Reflector 60°	(WR)	●	●	●	●	⊙	○	○	○	●	●	●	●	○	○	○	●	●	●	⊙	⊙	○	○	⊙	⊙	⊙	⊙	⊙		
Bezel Colour																														
White	(W)	●	●	●	●	⊙	○	○	○	●	●	●	●	○	○	○	●	●	●	⊙	⊙	○	○	⊙	⊙	⊙	⊙	⊙		
Black	(B)	●	●	●	●	⊙	○	○	○	●	●	●	●	○	○	○	●	●	●	⊙	⊙	○	○	⊙	⊙	⊙	⊙	⊙		
Satin Nickel	(N)	●	●	●	●	⊙	○	○	○	●	●	●	●	○	○	○	●	●	●	⊙	⊙	○	○	⊙	⊙	⊙	⊙	⊙		
Custom Colour	(P)	●	●	●	●	⊙	○	○	○	●	●	●	●	○	○	○	●	●	●	⊙	⊙	○	○	⊙	⊙	⊙	⊙	⊙		
Control																														
Standard		●	●	●	●	⊙	○	○	○	●	●	●	●	○	○	○	●	●	●	⊙	⊙	○	○	⊙	⊙	⊙	⊙	⊙		
DALI	/DD	●	●	●	●	⊙	○	○	○	●	●	●	●	○	○	○	●	●	●	⊙	⊙	○	○	⊙	⊙	⊙	⊙	⊙		
DALI Pro	/DP	●	●	●	●	⊙	○	○	○	●	●	●	●	○	○	○	●	●	●	⊙	⊙	○	○	⊙	⊙	⊙	⊙	⊙		
1-10v	/DA	●	●	●	●	⊙	○	○	○	●	●	●	●	○	○	○	●	●	●	⊙	⊙	○	○	⊙	⊙	⊙	⊙	⊙		
0.1-10v	/AP	●	●	●	●	⊙	○	○	○	●	●	●	●	○	○	○	●	●	●	⊙	⊙	○	○	⊙	⊙	⊙	⊙	⊙		
Phase	/PH	-	●	●	●	⊙	○	-	-	-	●	●	●	○	○	-	-	●	●	⊙	⊙	○	-	-	⊙	⊙	⊙	⊙		
Bluetooth Casambi	/BC	-	●	●	●	⊙	○	○	○	-	●	●	●	○	○	○	-	●	●	⊙	⊙	○	○	-	⊙	⊙	⊙	⊙		
Bluetooth Xicato	/BX	-	●	●	●	⊙	○	○	○	-	●	●	●	○	○	○	-	●	●	⊙	⊙	○	○	-	⊙	⊙	⊙	⊙		
Emergency																														
3hrs Maintained	/M3	●	●	●	●	⊙	○	○	○	●	●	●	●	○	○	○	●	●	●	⊙	⊙	○	○	⊙	⊙	⊙	⊙	⊙		
Self Test	/ST	●	●	●	●	⊙	○	○	○	●	●	●	●	○	○	○	●	●	●	⊙	⊙	○	○	⊙	⊙	⊙	⊙	⊙		
DALI Emergency	/DE	●	●	●	●	⊙	○	○	○	●	●	●	●	○	○	○	●	●	●	⊙	⊙	○	○	⊙	⊙	⊙	⊙	⊙		
Accessories																														
Honeycomb Louvre	/HL	●	●	●	●	⊙	○	○	○	●	●	●	●	○	○	○	●	●	●	⊙	⊙	○	○	⊙	⊙	⊙	⊙	⊙		
Clear Glass Lens	/CG	●	●	●	●	⊙	○	○	○	●	●	●	●	○	○	○	●	●	●	⊙	⊙	○	○	⊙	⊙	⊙	⊙	⊙		
Softening Lens	/SL	●	●	●	●	⊙	○	○	○	●	●	●	●	○	○	○	●	●	●	⊙	⊙	○	○	⊙	⊙	⊙	⊙	⊙		
Spread Lens	/RS	●	●	●	●	⊙	○	○	○	●	●	●	●	○	○	○	●	●	●	⊙	⊙	○	○	⊙	⊙	⊙	⊙	⊙		

Key

- Available with all beam angles.
- ⊙ Not available with Narrow Spot Lens 15° (2L) / Narrow Lens 25° (NL)
- Not available with Narrow Spot Lens 15° (2L) / Narrow Lens 25° (NL) / Medium Lens 35° (ML) / Wide Lens 50° (WL)
- Not available

Notes:
¹ Vibrancy 80 only available in 3000k.
² Vibrancy 98 only available in 3000k.

Washer - XOB

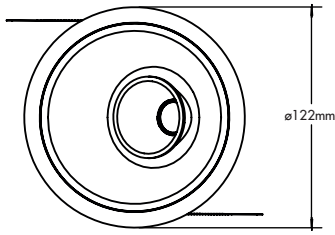
Colour Fidelity		Designer Series CRI90						
Lumen Output		500lm	700lm	1000lm	1300lm	2000lm	3000lm	4000lm
Colour Temperature								
2700k	(27)	●	●	○	○	⊙	○	○
3000k	(30)	●	●	○	○	⊙	○	○
4000k	(40)	●	●	○	○	⊙	○	○
Beam Angle								
Spot Lens 10°	(SL)	●	●	○	○	-	-	-
Narrow Spot Lens 15°	(2L)	●	●	○	○	-	-	-
Narrow Lens 25°	(NL)	●	●	○	○	-	-	-
Medium Lens 35°	(ML)	●	●	○	○	⊙	-	-
Medium Reflector 45°	(MR)	●	●	○	○	⊙	○	○
Wide Lens 55°	(WL)	●	●	○	○	⊙	-	-
Wide Reflector 60°	(WR)	●	●	○	○	⊙	○	○
Bezel Colour								
White	(W)	●	●	○	○	⊙	○	○
Black	(B)	●	●	○	○	⊙	○	○
Satin Nickel	(N)	●	●	○	○	⊙	○	○
Custom Colour	(P)	●	●	○	○	⊙	○	○
Control								
Standard		●	●	○	○	⊙	○	○
DAII	/DD	●	●	○	○	⊙	○	○
DAII Pro	/DP	●	●	○	○	⊙	○	○
1-10v	/PH	●	●	○	○	⊙	○	○
0.1-10v	/AP	●	●	○	○	⊙	○	○
Phase	/PH	-	●	○	○	⊙	○	-
Bluetooth Casambi	/BC	-	●	○	○	⊙	○	○
Bluetooth Xicato	/BX	-	●	○	○	⊙	○	○
Emergency								
3hrs Maintained	/M3	●	●	○	○	⊙	○	○
Self Test	/ST	●	●	○	○	⊙	○	○
DAII Emergency	/DE	●	●	○	○	⊙	○	○
Accessories								
Honeycomb Louvre	/HL	●	●	○	○	⊙	○	○
Clear Glass Lens	/CG	●	●	○	○	⊙	○	○
Softening Lens	/SL	●	●	○	○	⊙	○	○
Spread Lens	/RS	●	●	○	○	⊙	○	○

Key

- Available with all beam angles.
- Not available with Spot Lens 10° (SL)
- ⊙ Not available with Spot Lens 10° (SL) / Narrow Spot Lens 15° (2L) / Narrow Lens 25° (NL)
- Not available with Spot Lens 10° (SL) / Narrow Spot Lens 15° (2L) / Narrow Lens 25° (NL) / Medium Lens 35° (ML) / Wide Lens 55° (WL)
- Not available

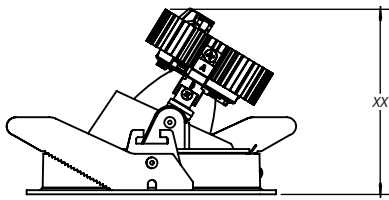
Washer

Dimensions



Ceiling cutout: \varnothing 122mm
 Max ceiling thickness: 1 - 25mm

XTM - Product Height



Medium Lens 35° / Wide Lens 50°

	CRI80+ / Vibrancy 80	Designer Series CRI90	CRI98 / Vibrancy 98 / Beauty Series
500lm	101mm	101mm	101mm
700lm	101mm	101mm	101mm
1000lm	101mm	101mm	101mm
1300lm	101mm	101mm	101mm
2000lm	115mm	115mm	115mm

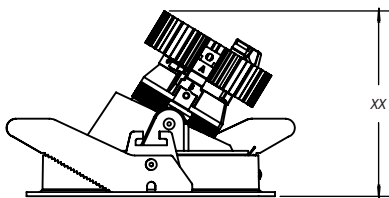
Narrow Spot Lens 15° / Narrow Lens 25°

	CRI80+ / Vibrancy 80	Designer Series CRI90	CRI98 / Vibrancy 98 / Beauty Series
500lm	101mm	101mm	101mm
700lm	101mm	101mm	101mm
1000lm	101mm	115mm	115mm
1300lm	115mm	115mm	-

Medium Reflector 40° / Wide Reflector 60°

	CRI80+ / Vibrancy 80	Designer Series CRI90	CRI98 / Vibrancy 98 / Beauty Series
500lm	101mm	101mm	101mm
700lm	101mm	101mm	101mm
1000lm	101mm	101mm	101mm
1300lm	101mm	101mm	101mm
2000lm	115mm	115mm	115mm
3000lm	132mm	137mm	137mm
4000lm	137mm	156mm	156mm
5000lm	156mm	-	-

XOB - Product Height



Medium Lens 40° / Wide Lens 55°

	Designer Series CRI90
500lm	101mm
700lm	101mm
1000lm	101mm
1300lm	101mm
2000lm	115mm

Spot Lens 10° / Narrow Spot Lens 15° / Narrow Lens 25°

	Designer Series CRI90
500lm	101mm
700lm	101mm
1000lm	101mm
1300lm	101mm

Medium Reflector 45° / Wide Reflector 60°

	Designer Series CRI90
500lm	97mm
700lm	97mm
1000lm	97mm
1300lm	97mm
2000lm	111mm
3000lm	111mm
4000lm	128mm

Washer

Circuit Wattage

XTM - Total Circuit Wattage

Narrow Spot Lens 15° / Narrow Lens 25°

	CRI80+ / Vibrancy 80	Designer Series CRI90	CRI98 / Vibrancy 98 / Beauty Series
500lm	6.7W	6.7W	9.0W
700lm	9.0W	9.0W	12.9W
1000lm	12.9W	12.9W	18.4W
1300lm	18.4W	18.4W	28.2W

Medium Lens 35° / Wide Lens 50°

	CRI80+ / Vibrancy 80	Designer Series CRI90	CRI98 / Vibrancy 98 / Beauty Series
500lm	4.4W	5.2W	5.6W
700lm	6.0W	6.8W	7.9W
1000lm	8.3W	9.6W	11.2W
1300lm	11.9W	13.6W	16.0W
2000lm	18.0W	20.1W	-

Medium Reflector 40° / Wide Reflector 60°

	CRI80+ / Vibrancy 80	Designer Series CRI90	CRI98 / Vibrancy 98 / Beauty Series
500lm	4.4W	5.2W	5.6W
700lm	6.0W	6.8W	7.9W
1000lm	8.3W	9.6W	11.2W
1300lm	11.9W	13.6W	16.0W
2000lm	18.0W	20.1W	23.7W
3000lm	29.7W	29.7W	34.8W
4000lm	39.0W	39.0W	51.9W
5000lm	47.5W	-	-

XOB - Total Circuit Wattage

Spot Lens 10°

	Designer Series CRI90
500lm	5.9W
700lm	7.6W

Narrow Spot Lens 15° / Narrow Lens 25°

	Designer Series CRI90
500lm	5.3W
700lm	7.1W
1000lm	9.8W
1300lm	11.8W

Medium Lens 40° / Wide Lens 55°

	Designer Series CRI90
500lm	5.3W
700lm	7.1W
1000lm	9.8W
1300lm	11.8W
2000lm	17.5W


Medium Reflector 45° / Wide Reflector 60°

	Designer Series CRI90
500lm	5.3W
700lm	7.1W
1000lm	9.8W
1300lm	11.8W
2000lm	17.5W
3000lm	25.9W
4000lm	37.3W

Washer

Paint Finish

Bezel



White
RAL 9010



Black
RAL 9017



Satin Nickel



Custom Colour