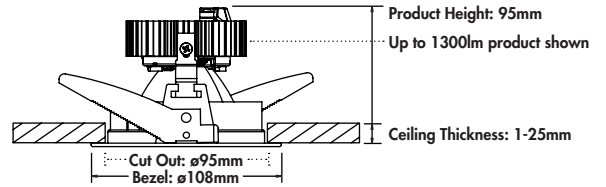


Universal Open

Universal Series



- Precision diecast aluminium construction.
- Saw blade fixing mechanism.
- For use in ceilings up to up to 25mm deep.
- A wide choice of:
 - Lumen Outputs
 - Colour Temperature
 - Beam Angles
 - Colour Fidelity Options
 - Accessories



Product Options

Light Source



XTM

XOB

Output

500lm	700lm	1000lm	1300lm	2000lm	3000lm	4000lm
-------	-------	--------	--------	--------	--------	--------

Colour Temperature

2200K	2700K	3000K	3500K	4000K	5600K
-------	-------	-------	-------	-------	-------

Colour Fidelity

80+	98	Vibrancy 80	Vibrancy 98	Designer 90	Beauty
-----	----	-------------	-------------	-------------	--------

Beam Angle

10°	15°	25°	35°	40°	50°	60°
Spot Lens	Narrow Spot Lens	Narrow Lens	Medium Lens	Medium Reflector	Wide Lens	Wide Reflector

Bezel Colour

White	Black	Satin Nickel	Custom Colour
-------	-------	--------------	---------------

Product Builder

	Availability	XTM	XOB
Light Source			
(XT)	XTM	○	-
(XO)	XOB	-	○
Lumen Output			
(05)	500lm	○	○
(07)	700lm	○	○
(10)	1000lm	○	○
(13)	1300lm	○	○
(20)	2000lm	○	○
(30)	3000lm	○	○
(40)	4000lm	○	○
Colour Temperature			
(22)	2200k	○	-
(27)	2700k	○	○
(30)	3000k	○	○
(35)	3500k	○	-
(40)	4000k	○	○
(56)	5600k	○	-
Colour Fidelity			
(80)	CRI 80+	○	-
(98)	CRI 98	○	-
(V8)	Vibrancy 80	○	-
(V9)	Vibrancy 98	○	-
(90)	Designer Series 90	○	○
(BT)	Beauty Series	○	-
Beam Angle			
(SL)	Spot Lens 10°	-	○
(2L)	Narrow Spot Lens 15°	○	○
(NL)	Narrow Lens 25°	○	○
(ML)	Medium Lens 35°	○	○
(MR)	Medium Reflector 40°	○	○
(WL)	Wide Lens 50°	○	○
(WR)	Wide Reflector 60°	○	○
Colour			
(W)	White	○	○
(B)	Black	○	○
(N)	Satin Nickel	○	○
(P)	Custom Colour	○	○

Control	Emergency
/DD	3 hour Maintained
/DP	Self Test
/DA	DALI Emergency
/AP	
/PH	
/BX	
/BC	

Control	Emergency
/DD	3 hour Maintained
/DP	Self Test
/DA	DALI Emergency
/AP	
/PH	
/BX	
/BC	

Universal Open - XTM

Colour Fidelity		CRI80+ / Vibrancy 80 ¹								Designer Series CRI90								CRI98 / Vibrancy 98 ²								Beauty Series				
Lumen Output		500lm	700lm	1000lm	1300lm	2000lm	3000lm	4000lm	5000lm	500lm	700lm	1000lm	1300lm	2000lm	3000lm	4000lm	500lm	700lm	1000lm	1300lm	2000lm	3000lm	4000lm	500lm	700lm	1000lm	1300lm	2000lm		
Colour Temperature																														
2200k	(22)	-	-	-	-	-	-	-	-	-	-	-	-	-	-	-	-	-	-	-	-	-	-	-	-	-	-	-		
2700k	(27)	●	●	●	●	⊙	○	○	-	●	●	●	●	○	○	-	●	●	●	●	○	○	-	●	●	●	●	○		
3000k	(30)	●	●	●	●	⊙	○	○	-	●	●	●	●	○	○	-	●	●	●	●	○	○	-	●	●	●	●	○		
3500k	(35)	●	●	●	●	⊙	○	○	-	●	●	●	●	○	○	-	●	●	●	●	○	○	-	●	●	●	●	○		
4000k	(40)	●	●	●	●	⊙	○	○	-	●	●	●	●	○	○	-	●	●	●	●	○	○	-	●	●	●	●	○		
5600k	(56)	-	-	-	-	-	-	-	-	-	-	-	-	-	-	-	-	-	-	-	-	-	-	-	-	-	-	-		
Beam Angle																														
Narrow Spot Lens 15°	(2L)	●	●	●	●	-	-	-	-	●	●	●	●	-	-	-	●	●	●	●	-	-	-	●	●	●	-	-		
Narrow Lens 25°	(NL)	●	●	●	●	-	-	-	-	●	●	●	●	-	-	-	●	●	●	●	-	-	-	●	●	●	-	-		
Medium Lens 35°	(ML)	●	●	●	●	⊙	-	-	-	●	●	●	●	○	-	-	●	●	●	●	○	○	-	●	●	●	○	○		
Medium Reflector 40°	(MR)	●	●	●	●	⊙	○	○	-	●	●	●	●	○	○	-	●	●	●	●	○	○	-	●	●	●	○	○		
Wide Lens 50°	(WL)	●	●	●	●	⊙	-	-	-	●	●	●	●	○	-	-	●	●	●	●	○	-	-	●	●	●	○	-		
Wide Reflector 60°	(WR)	●	●	●	●	⊙	○	○	-	●	●	●	●	○	○	-	●	●	●	●	○	○	-	●	●	●	○	○		
Bezel Colour																														
White	(W)	●	●	●	●	⊙	○	○	-	●	●	●	●	○	○	-	●	●	●	●	○	○	-	●	●	●	○	○		
Black	(B)	●	●	●	●	⊙	○	○	-	●	●	●	●	○	○	-	●	●	●	●	○	○	-	●	●	●	○	○		
Satin Nickel	(N)	●	●	●	●	⊙	○	○	-	●	●	●	●	○	○	-	●	●	●	●	○	○	-	●	●	●	○	○		
Custom Colour	(P)	●	●	●	●	⊙	○	○	-	●	●	●	●	○	○	-	●	●	●	●	○	○	-	●	●	●	○	○		
Control																														
Standard		●	●	●	●	⊙	○	○	-	●	●	●	●	○	○	-	●	●	●	●	○	○	-	●	●	●	○	○		
DALI	/DD	●	●	●	●	⊙	○	○	-	●	●	●	●	○	○	-	●	●	●	●	○	○	-	●	●	●	○	○		
DALI Pro	/DP	●	●	●	●	⊙	○	○	-	●	●	●	●	○	○	-	●	●	●	●	○	○	-	●	●	●	○	○		
1-10v	/DA	●	●	●	●	⊙	○	○	-	●	●	●	●	○	○	-	●	●	●	●	○	○	-	●	●	●	○	○		
0.1-10v	/AP	●	●	●	●	⊙	○	○	-	●	●	●	●	○	○	-	●	●	●	●	○	○	-	●	●	●	○	○		
Phase	/PH	-	●	●	●	⊙	○	-	-	-	●	●	●	○	○	-	-	●	●	●	○	○	-	-	●	●	○	○		
Bluetooth Casambi	/BC	-	●	●	●	⊙	○	-	-	-	●	●	●	○	○	-	-	●	●	●	○	○	-	-	●	●	○	○		
Bluetooth Xicato	/BX	-	●	●	●	⊙	○	-	-	-	●	●	●	○	○	-	-	●	●	●	○	○	-	-	●	●	○	○		
Emergency																														
3hrs Maintained	/M3	●	●	●	●	⊙	○	○	-	●	●	●	●	○	○	-	●	●	●	●	○	○	-	●	●	●	○	○		
Self Test	/ST	●	●	●	●	⊙	○	○	-	●	●	●	●	○	○	-	●	●	●	●	○	○	-	●	●	●	○	○		
DALI Emergency	/DE	●	●	●	●	⊙	○	○	-	●	●	●	●	○	○	-	●	●	●	●	○	○	-	●	●	●	○	○		

Key

- Available with all beam angles.
- ⊙ Not available with Narrow Spot Lens 15° (2L) / Narrow Lens 25° (NL)
- Not available with Narrow Spot Lens 15° (2L) / Narrow Lens 25° (NL) / Medium Lens 35° (ML) / Wide Lens 50° (WL)
- Not available

Notes:
¹ Vibrancy 80 only available in 3000k.
² Vibrancy 98 only available in 3000k.

Universal Open - XOB

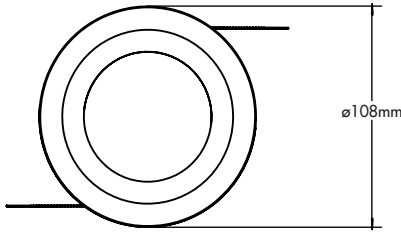
		Designer Series CRI90						
		500lm	700lm	1000lm	1300lm	2000lm	3000lm	4000lm
Colour Fidelity								
Lumen Output								
Colour Temperature								
2700k	(27)	●	●	○	○	⊙	○	○
3000k	(30)	●	●	○	○	⊙	○	○
4000k	(40)	●	●	○	○	⊙	○	○
Beam Angle								
Spot Lens 10°	(SL)	●	●	-	-	-	-	-
Narrow Spot Lens 15°	(2L)	●	●	○	○	-	-	-
Narrow Lens 25°	(NL)	●	●	○	○	-	-	-
Medium Lens 35°	(ML)	●	●	○	○	⊙	-	-
Medium Reflector 45°	(MR)	●	●	○	○	⊙	○	○
Wide Lens 55°	(WL)	●	●	○	○	⊙	-	-
Wide Reflector 60°	(WR)	●	●	○	○	⊙	○	○
Bezel Colour								
White	(W)	●	●	○	○	⊙	○	○
Black	(B)	●	●	○	○	⊙	○	○
Satin Nickel	(N)	●	●	○	○	⊙	○	○
Custom Colour	(P)	●	●	○	○	⊙	○	○
Control								
Standard		●	●	○	○	⊙	○	○
DAII	/DD	●	●	○	○	⊙	○	○
DAII Pro	/DP	●	●	○	○	⊙	○	○
1-10v	/DA	●	●	○	○	⊙	○	○
0.1-10v	/AP	●	●	○	○	⊙	○	○
Phase	/PH	●	●	○	○	⊙	○	○
Bluetooth Casambi	/BC	●	●	○	○	⊙	○	○
Bluetooth Xicato	/BX	●	●	○	○	⊙	○	○
Emergency								
3hrs Maintained	/M3	●	●	○	○	⊙	○	○
Self Test	/ST	●	●	○	○	⊙	○	○
DAII Emergency	/DE	●	●	○	○	⊙	○	○

Key

- Available with all beam angles.
- Not available with Spot Lens 10° (SL)
- ⊙ Not available with Spot Lens 10° (SL) / Narrow Spot Lens 15° (2L) / Narrow Lens 25° (NL)
- Not available with Spot Lens 10° (SL) / Narrow Spot Lens 15° (2L) / Narrow Lens 25° (NL) / Medium Lens 35° (ML) / Wide Lens 55° (WL)
- Not available

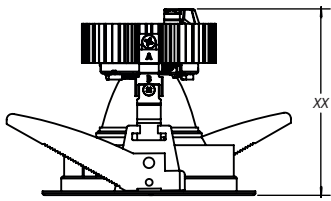
Universal Open

Dimensions



Ceiling cutout: $\varnothing 95\text{mm}$
 Max ceiling thickness: 1 - 25mm

XTM - Product Height



Medium Lens 35° / Wide Lens 50°

	CRI80+ / Vibrancy 80	Designer Series CRI90	CRI98 / Vibrancy 98 / Beauty Series
500lm	95mm	95mm	95mm
700lm	95mm	95mm	95mm
1000lm	95mm	95mm	95mm
1300lm	95mm	95mm	95mm
2000lm	105mm	105mm	105mm

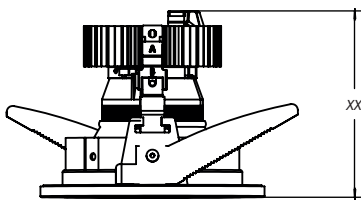
Narrow Spot Lens 15° / Narrow Lens 25°

	CRI80+ / Vibrancy 80	Designer Series CRI90	CRI98 / Vibrancy 98 / Beauty Series
500lm	106mm	106mm	106mm
700lm	106mm	106mm	106mm
1000lm	106mm	116mm	116mm
1300lm	116mm	116mm	-

Medium Reflector 40° / Wide Reflector 60°

	CRI80+ / Vibrancy 80	Designer Series CRI90	CRI98 / Vibrancy 98 / Beauty Series
500lm	95mm	95mm	95mm
700lm	95mm	95mm	95mm
1000lm	95mm	95mm	95mm
1300lm	95mm	95mm	95mm
2000lm	105mm	105mm	105mm
3000lm	125mm	145mm	145mm
4000lm	145mm	-	-

Standard Range - Product Height



Medium Lens 40° / Wide Lens 55°

	Designer Series CRI90
500lm	93mm
700lm	93mm
1000lm	93mm
1300lm	93mm
2000lm	103mm

Spot Lens 10° / Narrow Spot Lens 15° / Narrow Lens 25°

	Designer Series CRI90
500lm	93mm
700lm	93mm
1000lm	93mm
1300lm	93mm

Medium Reflector 45° / Wide Reflector 60°

	Designer Series CRI90
500lm	93mm
700lm	93mm
1000lm	93mm
1300lm	93mm
2000lm	103mm
3000lm	103mm
4000lm	123mm

Universal Open

Circuit Wattage

XTM - Total Circuit Wattage

Narrow Spot Lens 15° / Narrow Lens 25°

	CRI80+ / Vibrancy 80	Designer Series CRI90	CRI98 / Vibrancy 98 / Beauty Series
500lm	6.7W	6.7W	9.0W
700lm	9.0W	9.0W	12.9W
1000lm	12.9W	12.9W	18.4W
1300lm	18.4W	18.4W	-

Medium Lens 35° / Wide Lens 50°

	CRI80+ / Vibrancy 80	Designer Series CRI90	CRI98 / Vibrancy 98 / Beauty Series
500lm	4.4W	5.2W	5.6W
700lm	6.0W	6.8W	7.9W
1000lm	8.3W	9.6W	11.2W
1300lm	11.9W	13.6W	16.0W
2000lm	18.0W	20.1W	23.7W

Medium Reflector 40° / Wide Reflector 60°

	CRI80+ / Vibrancy 80	Designer Series CRI90	CRI98 / Vibrancy 98 / Beauty Series
500lm	4.4W	5.2W	5.6W
700lm	6.0W	6.8W	7.9W
1000lm	8.3W	9.6W	11.2W
1300lm	11.9W	13.6W	16.0W
2000lm	18.0W	20.1W	23.7W
3000lm	29.7W	29.7W	34.8W
4000lm	39.0W	-	-

XOB - Total Circuit Wattage

Spot Lens 10°

	Designer Series CRI90
500lm	5.9W
700lm	7.6W

Narrow Spot Lens 15° / Narrow Lens 25°

	Designer Series CRI90
500lm	5.3W
700lm	7.1W
1000lm	9.8W
1300lm	11.8W

Medium Lens 40° / Wide Lens 55°

	Designer Series CRI90
500lm	5.3W
700lm	7.1W
1000lm	9.8W
1300lm	11.8W
2000lm	17.5W

Medium Reflector 45° / Wide Reflector 60°

	Designer Series CRI90
500lm	5.3W
700lm	7.1W
1000lm	9.8W
1300lm	11.8W
2000lm	17.5W
3000lm	25.9W
4000lm	37.3W

Universal Open

Paint Finish

Bezel



White
RAL 9010



Black
RAL 9017



Satin Nickel



Custom Colour