
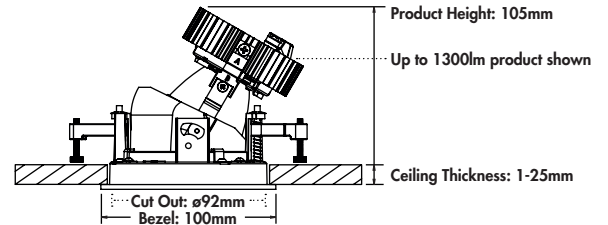


Mini Washer Square

90 Series



- Precision diecast aluminium construction.
- alphaLED fast fix mechanism.
- For use in ceilings up to up to 25mm deep.
- 30° Tilt, 355° Rotation.
- Deep set bezel for optimal glare control
- A wide choice of:
 - Lumen Outputs
 - Colour Temperature
 - Beam Angles
 - Colour Fidelity Options
 - Accessories



Product Options

Light Source



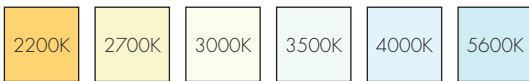
XTM

XOB

Output



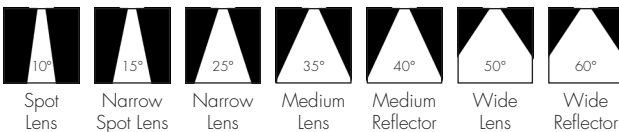
Colour Temperature




Colour Fidelity



Beam Angle



Bezel Colour



Accessories



Product Builder

		Availability	XTM	XOB
		Light Source		
(XT)		XTM	○	-
(XO)		XOB	-	○
		Lumen Output		
(05)		500lm	○	○
(07)		700lm	○	○
(10)		1000lm	○	○
(13)		1300lm	○	○
(20)		2000lm	○	○
(30)		3000lm	○	○
(40)		4000lm	○	○
		Colour Temperature		
(22)		2200k	○	-
(27)		2700k	○	○
(30)		3000k	○	○
(35)		3500k	○	-
(40)		4000k	○	○
(56)		5600k	○	-
		Colour Fidelity		
(80)		CRI 80+	○	-
(98)		CRI 98	○	-
(V8)		Vibrancy 80	○	-
(V9)		Vibrancy 98	○	-
(90)		Designer Series	○	○
(BT)		Beauty Series	○	-
		Beam Angle		
(SL)		Spot Lens 10°	-	○
(2L)		Narrow Spot Lens 15°	○	○
(NL)		Narrow Lens 25°	○	○
(ML)		Medium Lens 35°	○	○
(MR)		Medium Reflector 40°	○	○
(WL)		Wide Lens 50°	○	○
(WR)		Wide Reflector 60°	○	○
		Colour		
(W)		White	○	○
(B)		Black	○	○
(N)		Satin Nickel	○	○
(P)		Custom Colour	○	○
M2		Control	Accessories	
/DD		DALI	/HL	Honeycomb Louvre
/DP		DALI Pro	/CG	Clear Glass
/DA		1-10v	/SL	Softening Lens
/AP		0.1-10v	/RG	Spread Lens
/PH		Phase		
/BX		BLE Xicato		
/BC		BLE Casambi		
		Emergency	Key	
/M3		3 hour Maintained	Available	○
/ST		Self Test	Not Available	-
/DE		DALI Emergency		

Mini Washer Square - XOB

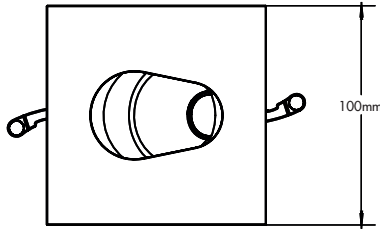
Colour Fidelity		Designer Series CRI90						
		500lm	700lm	1000lm	1300lm	2000lm	3000lm	4000lm
Lumen Output								
Colour Temperature								
2700k	(27)	●	●	○	○	⊙	○	○
3000k	(30)	●	●	○	○	⊙	○	○
4000k	(40)	●	●	○	○	⊙	○	○
Beam Angle								
Spot Lens 10°	(SL)	●	●	-	-	-	-	-
Narrow Spot Lens 15°	(2L)	●	●	○	○	-	-	-
Narrow Lens 25°	(NL)	●	●	○	○	-	-	-
Medium Lens 35°	(ML)	●	●	○	○	⊙	-	-
Medium Reflector 45°	(MR)	●	●	○	○	⊙	○	○
Wide Lens 55°	(WL)	●	●	○	○	⊙	-	-
Wide Reflector 60°	(WR)	●	●	○	○	⊙	○	○
Bezel Colour								
White	(W)	●	●	○	○	⊙	○	○
Black	(B)	●	●	○	○	⊙	○	○
Satin Nickel	(N)	●	●	○	○	⊙	○	○
Custom Colour	(P)	●	●	○	○	⊙	○	○
Control								
Standard		●	●	○	○	⊙	○	○
DAII	/DD	●	●	○	○	⊙	○	○
DAII Pro	/DP	●	●	○	○	⊙	○	○
1-10v	/DA	●	●	○	○	⊙	○	○
0.1-10v	/AP	●	●	○	○	⊙	○	○
Phase	/PH	●	●	○	○	⊙	○	○
Bluetooth Casambi	/BC	●	●	○	○	⊙	○	○
Bluetooth Xicato	/BX	●	●	○	○	⊙	○	○
Emergency								
3hrs Maintained	/M3	●	●	○	○	⊙	○	○
Self Test	/ST	●	●	○	○	⊙	○	○
DAII Emergency	/DE	●	●	○	○	⊙	○	○
Accessories								
Honeycomb Louvre	/HL	●	●	○	○	⊙	○	○
Clear Glass Lens	/CG	●	●	○	○	⊙	○	○
Softening Lens	/SL	●	●	○	○	⊙	○	○
Spread Lens	/RS	●	●	○	○	⊙	○	○

Key

- Available with all beam angles.
- Not available with Spot Lens 10° (SL)
- ⊙ Not available with Spot Lens 10° (SL) / Narrow Spot Lens 15° (2L) / Narrow Lens 25° (NL)
- Not available with Spot Lens 10° (SL) / Narrow Spot Lens 15° (2L) / Narrow Lens 25° (NL) / Medium Lens 35° (ML) / Wide Lens 55° (WL)
- Not available

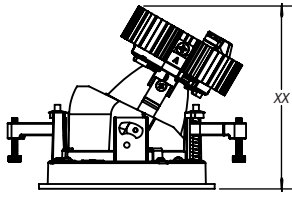
Mini Washer Square

Dimensions



Ceiling cutout: $\varnothing 92\text{mm}$
 Max ceiling thickness: 1 - 25mm

XTM - Product Height



Medium Lens 35° / Wide Lens 50°

	CRI80+ / Vibrancy 80	Designer Series CRI90	CRI98 / Vibrancy 98 / Beauty Series
500lm	88mm	88mm	88mm
700lm	105mm	105mm	105mm
1000lm	105mm	105mm	105mm
1300lm	105mm	105mm	105mm
2000lm	117mm	117mm	117mm

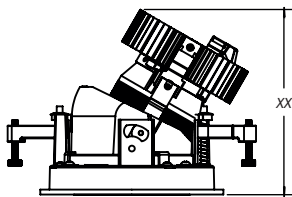
Narrow Spot Lens 15° / Narrow Lens 25°

	CRI80+ / Vibrancy 80	Designer Series CRI90	CRI98 / Vibrancy 98 / Beauty Series
500lm	88mm	105mm	105mm
700lm	105mm	105mm	105mm
1000lm	105mm	117mm	117mm
1300lm	117mm	117mm	-

Medium Reflector 40° / Wide Reflector 60°

	CRI80+ / Vibrancy 80	Designer Series CRI90	CRI98 / Vibrancy 98 / Beauty Series
500lm	88mm	88mm	88mm
700lm	105mm	105mm	105mm
1000lm	105mm	105mm	105mm
1300lm	105mm	105mm	105mm
2000lm	117mm	117mm	117mm
3000lm	135mm	152mm	152mm
4000lm	152mm	-	-

XOB - Product Height



Medium Lens 40° / Wide Lens 55°

	Designer Series CRI90
500lm	88mm
700lm	101mm
1000lm	101mm
1300lm	101mm
2000lm	115mm

Spot Lens 10° / Narrow Spot Lens 15° / Narrow Lens 25°

	Designer Series CRI90
500lm	88mm
700lm	101mm
1000lm	101mm
1300lm	101mm

Medium Reflector 45° / Wide Reflector 60°

	Designer Series CRI90
500lm	92mm
700lm	92mm
1000lm	92mm
1300lm	92mm
2000lm	106mm
3000lm	106mm
4000lm	123mm

Mini Washer Square

Circuit Wattage

XTM - Total Circuit Wattage

Narrow Spot Lens 15° / Narrow Lens 25°

	CRI80+ / Vibrancy 80	Designer Series CRI90	CRI98 / Vibrancy 98 / Beauty Series
500lm	6.7W	6.7W	9.0W
700lm	9.0W	9.0W	12.9W
1000lm	12.9W	12.9W	18.4W
1300lm	18.4W	18.4W	-

Medium Lens 35° / Wide Lens 50°

	CRI80+ / Vibrancy 80	Designer Series CRI90	CRI98 / Vibrancy 98 / Beauty Series
500lm	4.4W	5.2W	5.6W
700lm	6.0W	6.8W	7.9W
1000lm	8.3W	9.6W	11.2W
1300lm	11.9W	13.6W	16.0W
2000lm	18.0W	20.1W	23.7W

Medium Reflector 40° / Wide Reflector 60°

	CRI80+ / Vibrancy 80	Designer Series CRI90	CRI98 / Vibrancy 98 / Beauty Series
500lm	4.4W	5.2W	5.6W
700lm	6.0W	6.8W	7.9W
1000lm	8.3W	9.6W	11.2W
1300lm	11.9W	13.6W	16.0W
2000lm	18.0W	20.1W	23.7W
3000lm	29.7W	29.7W	34.8W
4000lm	39.0W	-	-

XOB - Total Circuit Wattage

Spot Lens 10°

	Designer Series CRI90
500lm	5.9W
700lm	7.6W

Narrow Spot Lens 15° / Narrow Lens 25°

	Designer Series CRI90
500lm	5.3W
700lm	7.1W
1000lm	9.8W
1300lm	11.8W

Medium Lens 40° / Wide Lens 55°

	Designer Series CRI90
500lm	5.3W
700lm	7.1W
1000lm	9.8W
1300lm	11.8W
2000lm	17.5W

Medium Reflector 45° / Wide Reflector 60°

	Designer Series CRI90
500lm	5.3W
700lm	7.1W
1000lm	9.8W
1300lm	11.8W
2000lm	17.5W
3000lm	25.9W
4000lm	37.3W

Mini Washer Square

Paint Finish

Bezel



White
RAL 9010



Black
RAL 9017



Satin Nickel



Custom Colour