
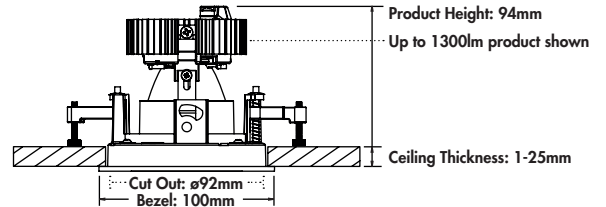


Pin Hole Square

90 Series



- Precision diecast aluminium construction.
- alphaLED fast fix mechanism.
- For use in ceilings up to up to 25mm deep.
- Deep set bezel for optimal glare control.
- A wide choice of:
 - Lumen Outputs
 - Colour Temperature
 - Beam Angles
 - Colour Fidelity Options
 - Accessories



Product Options

Light Source



XTM

XOB

Output



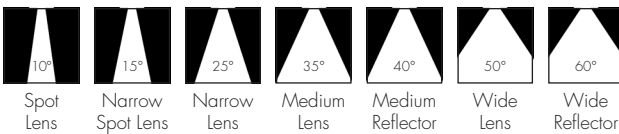
Colour Temperature




Colour Fidelity



Beam Angle



Bezel Colour



Accessories



Product Builder

	Availability	XTM	XOB
Light Source			
(XT)	XTM	○	-
(XO)	XOB	-	○
Lumen Output			
(05)	500lm	○	○
(07)	700lm	○	○
(10)	1000lm	○	○
(13)	1300lm	○	○
(20)	2000lm	○	○
(30)	3000lm	○	○
(40)	4000lm	○	○
Colour Temperature			
(22)	2200k	○	-
(27)	2700k	○	○
(30)	3000k	○	○
(35)	3500k	○	-
(40)	4000k	○	○
(56)	5600k	○	-
Colour Fidelity			
(80)	CRI 80+	○	-
(98)	CRI 98	○	-
(V8)	Vibrancy 80	○	-
(V9)	Vibrancy 98	○	-
(90)	Designer Series 90	○	○
(BT)	Beauty Series	○	-
Beam Angle			
(SL)	Spot Lens 10°	-	○
(2L)	Narrow Spot Lens 15°	○	○
(NL)	Narrow Lens 25°	○	○
(ML)	Medium Lens 35°	○	○
(MR)	Medium Reflector 40°	○	○
(WL)	Wide Lens 50°	○	○
(WR)	Wide Reflector 60°	○	○
Colour			
(W)	White	○	○
(B)	Black	○	○
(N)	Satin Nickel	○	○
(P)	Custom Colour	○	○
Control			
/DD	DALI		
/DP	DALI Pro		
/DA	1-10v		
/AP	0.1-10v		
/PH	Phase		
/BX	BLE Xicato		
/BC	BLE Casambi		
Accessories			
/HL	Honeycomb Louvre		
/CG	Clear Glass		
/SL	Softening Lens		
/RG	Spread Lens		
Emergency			
/M3	3 hour Maintained		
/ST	Self Test		
/DE	DALI Emergency		

Key

Available	○
Not Available	-

Pin Hole Square - XOB

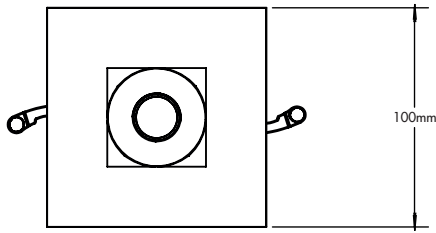
Colour Fidelity		Designer Series CRI90						
Lumen Output		500lm	700lm	1000lm	1300lm	2000lm	3000lm	4000lm
Colour Temperature								
2700k	(27)	●	●	○	○	⊗	○	○
3000k	(30)	●	●	○	○	⊗	○	○
4000k	(40)	●	●	○	○	⊗	○	○
Beam Angle								
Spot Lens 10°	(SL)	●	●	-	-	-	-	-
Narrow Spot Lens 15°	(2L)	●	●	○	○	-	-	-
Narrow Lens 25°	(NL)	●	●	○	○	-	-	-
Medium Lens 35°	(ML)	●	●	○	○	⊗	-	-
Medium Reflector 45°	(MR)	●	●	○	○	⊗	○	○
Wide Lens 55°	(WL)	●	●	○	○	⊗	-	-
Wide Reflector 60°	(WR)	●	●	○	○	⊗	○	○
Bezel Colour								
White	(W)	●	●	○	○	⊗	○	○
Black	(B)	●	●	○	○	⊗	○	○
Satin Nickel	(N)	●	●	○	○	⊗	○	○
Custom Colour	(P)	●	●	○	○	⊗	○	○
Control								
Standard		●	●	○	○	⊗	○	○
DAII	/DD	●	●	○	○	⊗	○	○
DAII Pro	/DP	●	●	○	○	⊗	○	○
1-10v	/DA	●	●	○	○	⊗	○	○
0.1-10v	/AP	●	●	○	○	⊗	○	○
Phase	/PH	●	●	○	○	⊗	○	○
Bluetooth Casambi	/BC	●	●	○	○	⊗	○	○
Bluetooth Xicato	/BX	●	●	○	○	⊗	○	○
Emergency								
3hrs Maintained	/M3	●	●	○	○	⊗	○	○
Self Test	/ST	●	●	○	○	⊗	○	○
DAII Emergency	/DE	●	●	○	○	⊗	○	○
Accessories								
Honeycomb Louvre	/HL	●	●	○	○	⊗	○	○
Clear Glass Lens	/CG	●	●	○	○	⊗	○	○
Softening Lens	/SL	●	●	○	○	⊗	○	○
Spread Lens	/RS	●	●	○	○	⊗	○	○

Key

- Available with all beam angles.
- Not available with Spot Lens 10° (SL)
- ⊗ Not available with Spot Lens 10° (SL) / Narrow Spot Lens 15° (2L) / Narrow Lens 25° (NL)
- Not available with Spot Lens 10° (SL) / Narrow Spot Lens 15° (2L) / Narrow Lens 25° (NL) / Medium Lens 35° (ML) / Wide Lens 55° (WL)
- Not available

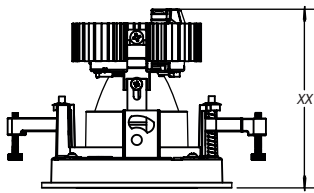
Pin Hole Square

Dimensions



Ceiling cutout: $\varnothing 92\text{mm}$
 Max ceiling thickness: 1 - 25mm

XTM - Product Height



Medium Lens 35° / Wide Lens 50°

	CRI80+ / Vibrancy 80	Designer Series CRI90	CRI98 / Vibrancy 98 / Beauty Series
500lm	68mm	68mm	68mm
700lm	94mm	94mm	94mm
1000lm	94mm	94mm	94mm
1300lm	94mm	94mm	94mm
2000lm	104mm	104mm	104mm

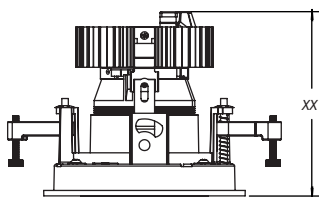
Narrow Spot Lens 15° / Narrow Lens 25°

	CRI80+ / Vibrancy 80	Designer Series CRI90	CRI98 / Vibrancy 98 / Beauty Series
500lm	68mm	94mm	94mm
700lm	94mm	94mm	94mm
1000lm	94mm	104mm	104mm
1300lm	104mm	104mm	-

Medium Reflector 40° / Wide Reflector 60°

	CRI80+ / Vibrancy 80	Designer Series CRI90	CRI98 / Vibrancy 98 / Beauty Series
500lm	68mm	68mm	68mm
700lm	94mm	94mm	94mm
1000lm	94mm	94mm	94mm
1300lm	94mm	94mm	94mm
2000lm	104mm	104mm	104mm
3000lm	124mm	144mm	144mm
4000lm	144mm	-	-

XOB - Product Height



Medium Lens 40° / Wide Lens 55°

	Designer Series CRI90
500lm	66mm
700lm	92mm
1000lm	92mm
1300lm	92mm
2000lm	101mm

Spot Lens 10° / Narrow Spot Lens 15° / Narrow Lens 25°

	Designer Series CRI90
500lm	66mm
700lm	92mm
1000lm	92mm
1300lm	92mm

Medium Reflector 45° / Wide Reflector 60°

	Designer Series CRI90
500lm	66mm
700lm	92mm
1000lm	92mm
1300lm	92mm
2000lm	101mm
3000lm	101mm
4000lm	121mm

Pin Hole Square

Circuit Wattage

XTM - Total Circuit Wattage

Narrow Spot Lens 15° / Narrow Lens 25°

	CRI80+ / Vibrancy 80	Designer Series CRI90	CRI98 / Vibrancy 98 / Beauty Series
500lm	6.7W	6.7W	9.0W
700lm	9.0W	9.0W	12.9W
1000lm	12.9W	12.9W	18.4W
1300lm	18.4W	18.4W	-

Medium Lens 35° / Wide Lens 50°

	CRI80+ / Vibrancy 80	Designer Series CRI90	CRI98 / Vibrancy 98 / Beauty Series
500lm	4.4W	5.2W	5.6W
700lm	6.0W	6.8W	7.9W
1000lm	8.3W	9.6W	11.2W
1300lm	11.9W	13.6W	16.0W
2000lm	18.0W	20.1W	23.7W

Medium Reflector 40° / Wide Reflector 60°

	CRI80+ / Vibrancy 80	Designer Series CRI90	CRI98 / Vibrancy 98 / Beauty Series
500lm	4.4W	5.2W	5.6W
700lm	6.0W	6.8W	7.9W
1000lm	8.3W	9.6W	11.2W
1300lm	11.9W	13.6W	16.0W
2000lm	18.0W	20.1W	23.7W
3000lm	29.7W	29.7W	34.8W
4000lm	39.0W	-	-

XOB - Total Circuit Wattage

Spot Lens 10°

	Designer Series CRI90
500lm	5.9W
700lm	7.6W

Narrow Spot Lens 15° / Narrow Lens 25°

	Designer Series CRI90
500lm	5.3W
700lm	7.1W
1000lm	9.8W
1300lm	11.8W

Medium Lens 40° / Wide Lens 55°

	Designer Series CRI90
500lm	5.3W
700lm	7.1W
1000lm	9.8W
1300lm	11.8W
2000lm	17.5W

Medium Reflector 45° / Wide Reflector 60°

	Designer Series CRI90
500lm	5.3W
700lm	7.1W
1000lm	9.8W
1300lm	11.8W
2000lm	17.5W
3000lm	25.9W
4000lm	37.3W

Pin Hole Square

Paint Finish

Bezel



White
RAL 9010



Black
RAL 9017



Satin Nickel



Custom Colour