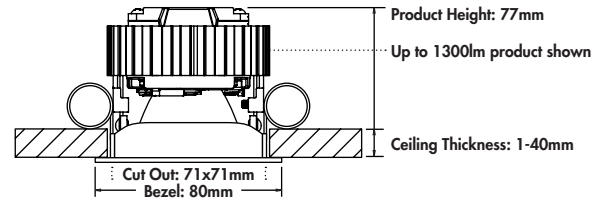


Imp Soft Square

Imp Series



- Precision diecast aluminium construction.
- Constant force springs fixing mechanism.
- For use in ceilings up to 40mm deep.
- Soft bezel for enhanced glare control.
- A wide choice of:
 - Lumen Outputs
 - Colour Temperature
 - Beam Angles
 - Colour Fidelity Options
 - Accessories



Product Options

Light Source



XTM

XOB

Output



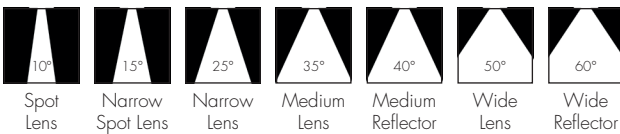
Colour Temperature




Colour Fidelity




Beam Angle



Bezel Colour



Inner Bezel Colour



Accessories



Product Builder

	Availability	XTM	XOB
Light Source			
(XT)	XTM	○	-
(XO)	XOB	-	○
Lumen Output			
(05)	500lm	○	○
(07)	700lm	○	○
(10)	1000lm	○	○
(13)	1300lm	○	○
(20)	2000lm	○	○
(30)	3000lm	○	○
Colour Temperature			
(22)	2200k	○	-
(27)	2700k	○	○
(30)	3000k	○	○
(35)	3500k	○	-
(40)	4000k	○	○
(56)	5600k	○	-
Colour Fidelity			
(80)	CRI 80+	○	-
(98)	CRI 98	○	-
(V8)	Vibrancy 80	○	-
(V9)	Vibrancy 98	○	-
(90)	Designer Series 90	○	○
(BT)	Beauty Series	○	-
Beam Angle			
(SL)	Spot Lens 10°	-	○
(2L)	Narrow Spot Lens 15°	○	○
(NL)	Narrow Lens 25°	○	○
(ML)	Medium Lens 35°	○	○
(MR)	Medium Reflector 40°	○	○
(WL)	Wide Lens 50°	○	○
(WR)	Wide Reflector 60°	○	○
Colour			
(W)	White	○	○
(B)	Black	○	○
(N)	Satin Nickel	○	○
(P)	Custom Colour	○	○
Inner Bezel Colour			
(SI)	Silver	○	○
(BI)	Black	○	○
(PI)	Custom Colour	○	○
Control			
/DD	DALI		
/DP	DALI Pro		
/DA	1-10v		
/AP	0.1-10v		
/PH	Phase		
/BX	BLE Xicato		
/BC	BLE Casambi		
Emergency			
/M3	3 hour Maintained		
/ST	Self Test		
/DE	DALI Emergency		
Accessories			
/HL	Honeycomb Louvre		
/CG	Clear Glass		
/SL	Softening Lens		
/RG	Spread Lens		
Key			
Available	○		
Not Available	-		

Imp Soft Square - XOB

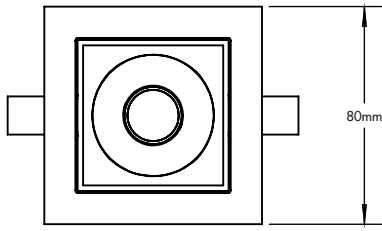
Colour Fidelity		Designer Series CRI90						
		500lm	700lm	1000lm	1300lm	2000lm	3000lm	4000lm
Lumen Output								
Colour Temperature								
2700k	(27)	●	●	○	○	⊙	○	-
3000k	(30)	●	●	○	○	⊙	○	-
4000k	(40)	●	●	○	○	⊙	○	-
Beam Angle								
Spot Lens 10°	(SL)	●	●	-	-	-	-	-
Narrow Spot Lens 15°	(2L)	●	●	○	○	-	-	-
Narrow Lens 25°	(NL)	●	●	○	○	-	-	-
Medium Lens 35°	(ML)	●	●	○	○	⊙	-	-
Medium Reflector 45°	(MR)	●	●	○	○	⊙	○	-
Wide Lens 55°	(WL)	●	●	○	○	⊙	-	-
Wide Reflector 60°	(WR)	●	●	○	○	⊙	○	-
Bezel Colour								
White	(W)	●	●	○	○	⊙	○	-
Black	(B)	●	●	○	○	⊙	○	-
Satin Nickel	(N)	●	●	○	○	⊙	○	-
Custom Colour	(P)	●	●	○	○	⊙	○	-
Soft Inner Bezel Colour								
Silver	(SI)	●	●	○	○	⊙	○	-
Black	(BI)	●	●	○	○	⊙	○	-
Custom Colour	(PI)	●	●	○	○	⊙	○	-
Control								
Standard		●	●	○	○	⊙	○	-
DAII	/DD	●	●	○	○	⊙	○	-
DAII Pro	/DP	●	●	○	○	⊙	○	-
1-10v	/DA	●	●	○	○	⊙	○	-
0.1-10v	/AP	●	●	○	○	⊙	○	-
Phase	/PH	●	●	○	○	⊙	○	-
Bluetooth Casambi	/BC	●	●	○	○	⊙	○	-
Bluetooth Xicato	/BX	●	●	○	○	⊙	○	-
Emergency								
3hrs Maintained	/M3	●	●	○	○	⊙	○	-
Self Test	/ST	●	●	○	○	⊙	○	-
DAII Emergency	/DE	●	●	○	○	⊙	○	-
Accessories								
Honeycomb Louvre	/HL	●	●	○	○	⊙	○	-
Clear Glass Lens	/CG	●	●	○	○	⊙	○	-
Softening Lens	/SL	●	●	○	○	⊙	○	-
Spread Lens	/RS	●	●	○	○	⊙	○	-

Key

- Available with all beam angles.
- Not available with Spot Lens 10° (SL)
- ⊙ Not available with Spot Lens 10° (SL) / Narrow Spot Lens 15° (2L) / Narrow Lens 25° (NL)
- Not available with Spot Lens 10° (SL) / Narrow Spot Lens 15° (2L) / Narrow Lens 25° (NL) / Medium Lens 35° (ML) / Wide Lens 55° (WL)
- Not available

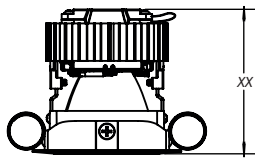
Imp Soft Square

Dimensions



Ceiling cutout: 71mm x 71mm
 Max ceiling thickness: 1 - 40mm

XTM - Product Height



Medium Lens 35° / Wide Lens 50°

	CRI80+ / Vibrancy 80	Designer Series CRI90	CRI98 / Vibrancy 98 / Beauty Series
500lm	52mm	52mm	52mm
700lm	77mm	77mm	77mm
1000lm	77mm	77mm	77mm
1300lm	77mm	77mm	77mm
2000lm	107mm	107mm	107mm


Narrow Spot Lens 15° / Narrow Lens 25°

	CRI80+ / Vibrancy 80	Designer Series CRI90	CRI98 / Vibrancy 98 / Beauty Series
500lm	52mm	77mm	77mm
700lm	77mm	77mm	77mm
1000lm	77mm	127mm	127mm
1300lm	127mm	127mm	-

Medium Reflector 40° / Wide Reflector 60°

	CRI80+ / Vibrancy 80	Designer Series CRI90	CRI98 / Vibrancy 98 / Beauty Series
500lm	52mm	52mm	52mm
700lm	77mm	77mm	77mm
1000lm	77mm	77mm	77mm
1300lm	77mm	77mm	77mm
2000lm	107mm	107mm	107mm
3000lm	127mm	-	-

XOB - Product Height



Medium Lens 40° / Wide Lens 55°

	Designer Series CRI90
500lm	47mm
700lm	75mm
1000lm	75mm
1300lm	75mm
2000lm	104mm

Spot Lens 10° / Narrow Spot Lens 15° / Narrow Lens 25°

	Designer Series CRI90
500lm	47mm
700lm	75mm
1000lm	75mm
1300lm	75mm

Medium Reflector 45° / Wide Reflector 60°

	Designer Series CRI90
500lm	61mm
700lm	61mm
1000lm	61mm
1300lm	61mm
2000lm	91mm
3000lm	91mm

Imp Soft Square

Circuit Wattage

XTM - Total Circuit Wattage

Narrow Spot Lens 15° / Narrow Lens 25°

	CRI80+ / Vibrancy 80	Designer Series CRI90	CRI98 / Vibrancy 98 / Beauty Series
500lm	6.7W	6.7W	9.0W
700lm	9.0W	9.0W	12.9W
1000lm	12.9W	12.9W	18.4W
1300lm	18.4W	18.4W	-

Medium Lens 35° / Wide Lens 50°

	CRI80+ / Vibrancy 80	Designer Series CRI90	CRI98 / Vibrancy 98 / Beauty Series
500lm	4.4W	5.2W	5.6W
700lm	6.0W	6.8W	7.9W
1000lm	8.3W	9.6W	11.2W
1300lm	11.9W	13.6W	16.0W
2000lm	18.0W	20.1W	23.7W

Medium Reflector 40° / Wide Reflector 60°

	CRI80+ / Vibrancy 80	Designer Series CRI90	CRI98 / Vibrancy 98 / Beauty Series
500lm	4.4W	5.2W	5.6W
700lm	6.0W	6.8W	7.9W
1000lm	8.3W	9.6W	11.2W
1300lm	11.9W	13.6W	16.0W
2000lm	18.0W	20.1W	23.7W
3000lm	29.7W	-	-

XOB - Total Circuit Wattage

Spot Lens 10°

	Designer Series CRI90
500lm	5.9W
700lm	7.6W

Narrow Spot Lens 15° / Narrow Lens 25°

	Designer Series CRI90
500lm	5.3W
700lm	7.1W
1000lm	9.8W
1300lm	11.8W

Medium Lens 40° / Wide Lens 55°

	Designer Series CRI90
500lm	5.3W
700lm	7.1W
1000lm	9.8W
1300lm	11.8W
2000lm	17.5W

Medium Reflector 45° / Wide Reflector 60°

	Designer Series CRI90
500lm	5.3W
700lm	7.1W
1000lm	9.8W
1300lm	11.8W
2000lm	17.5W
3000lm	25.9W

Imp Soft Square

Paint Finish

Bezel



White
RAL 9010



Black
RAL 9017



Satin Nickel



Custom Colour

Inner Soft Bezel



Silver
RAL 9006



Black
RAL 9004



Custom Colour